



NORTH BIHAR POWER DISTRIBUTION CO. LTD.

[Office of Chief Engineer, Project-I/Urban]
(Regd. Office: Vidyut Bhawan, Bailey Road, Patna)
CIN No: U40109BR2012SGC018920

Letter No: _____

[File No:-N-XIII/RDSS/V.A./Motihari Circle-3053/2023-

Dated: _____

E-mail: cerdssnbpdc@gmail.com

From,

Shriram Singh
Chief Engineer, Project-I (Urban)

To,

M/s Vindhya Telelinks Limited
Club 125, 6th floor, Tower A, Plot No- 3, 4 & 5,
Sector 125, Noida, UP-201301
Email: ashish@vtlrewa.com/ s.shah@vtlrewa.com/ epc@vtlrewa.com

Sub:- Regarding approval of GTP & Drawing of 8 Mtr. 200 Kg PSC Pole of make M/s Nilkanth Infra Project, Muzaffarpur for Loss Reduction Component works under "Revamped Reforms-Based and Results-Linked Distribution Sector Scheme."

Ref:- (i) NOA No.-246 & 247 dated 06.03.2023
(ii) Your letter no.- VTL/NBPDCL/RDSS/Approval/Motihari/14 dated 30.05.2023

Sir,

With reference to the above, please find the copy of approved GTP & Drawing of following item for Loss Reduction Component works under "Revamped Reforms-Based and Results-Linked Distribution Sector Scheme":-

| S.N. | Material Description | Vendor Name |
|------|------------------------|---|
| 1 | 8 Mtr. 200 Kg PSC Pole | M/s Nilkanth Infra Project, Narayan Bhawan, Chandwara, Muzaffarpur, Bihar Work (Factory):- Marwan, Muzaffarpur, Bihar-843113 |

Correction where required in GTP & Drawing submitted by you has been done. However, these drawings shall be subject to correctness as per technical specifications of the tender document and the entire responsibility of correctness of the drawing as per the specifications as well as supply of material according to the technical specifications of the contract agreement shall be that of the contractor.

In case of any conflict or contradiction between GTP/Drawing & Technical Specifications, the decision of Chief Engineer, Project-(Urban) shall be final and binding on both parties. Contractor shall have to replace the material to the entire satisfaction of the purchaser in case the material is found unsuitable for use in the project, at any stage.

Please carry out the works immediately under the conditions stated above.

Encl:- As above

Yours faithfully

Sd/-

(Shriram Singh)

Chief Engineer, Project-I (Urban)

Memo No.- 512

Date- 02/06/23

Copy forwarded to Chief Engineer, Project-II, NBPDCL for information and necessary action.

Encl:-As above


(Shriram Singh)

Chief Engineer, Project-I (Urban)

GUARANTEE TECHNICAL PARTICULARS OF 8 MTRS LONG 200 KGS W/L .PSC POLE.

1. Name of manufacturer

M/s NILKNTH INFRA PPROJECT
Corporate office : J.P Colony Chandwara Muzaffarpur
MARBAN MUZAFFARPUR.

2. Manufacturing Unit

3. Over All length of pole

8 Mtrs ✓

4. Depth OF plantation

1.5 Mtrs (to be marked)

5. Minimu Ultimate Transverse Load

500 kgs. ✓

6. Weight of pole in kgs

380 Kgs ✓

7. Factor of Safety

2.5 ✓

8. Working Load Applied at 600MM from Top

500 Kgs ✓ 200kg

9. Volume of Pole in cube Metef

0.157 Cubic ✓

10. Dimension

A. Top Dimension

90 x 145 MM ✓

B. Bottom Dimension

90 x 290 MM ✓

11. Actural Consumption / Quantity of Material used in Manufacture of Each PSC Pole

Conforming to IS:269/1976 or IS: 80418/198

A. Cement {OPC IS: 269-1976} ✓

80 Kgs. Approx

B. Sand

3.75 CFT ✓

a. Stone Chips (~~IS: 385~~) (IS: 383)

5.35 CFT ✓

b. H.T Steeiwire

1. Dia of Wre

4MM/12 Nos Full & 4MM/ 2 Nos.Half ✓

2. No. of Wire

12 Nos.Tensioned & 2Nos. Untensioned ✓

3. Weight of Wire

11 kgs. Appx ✓

4. Standard

IS: 1785-1983 ✓

C. Other M.S Reinforcement

a. H.T Wire Rings

4MM H.T Wire of 12 nos ✓

b. Weight of steel

0.5 Kgs ✓

c. H.T Wire Hooks

2 Nos ✓

12. Earthing Arrangement in each PCG Poles

a. Lenngh of G.I Wire & SWG

7.5 Mtrs 8 SWG ✓

b. Weight of G.I Wire

700 Gms ✓

13. Method of Pre-Streessing

By Tensioning Of H.T Wire through Winch Machine ✓

14. Concrete mix & cube strength

1. After 72 Hours


210 kgs /cum ✓

2. After 28 Days

420kgs/ cum 'z' ✓

APPROVED

Subject to the condition that you are not absolved to the responsibility of correctness of materials



CE (Project-1), Urban
NBPDC



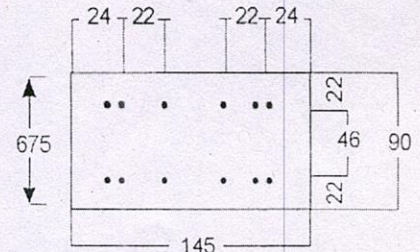
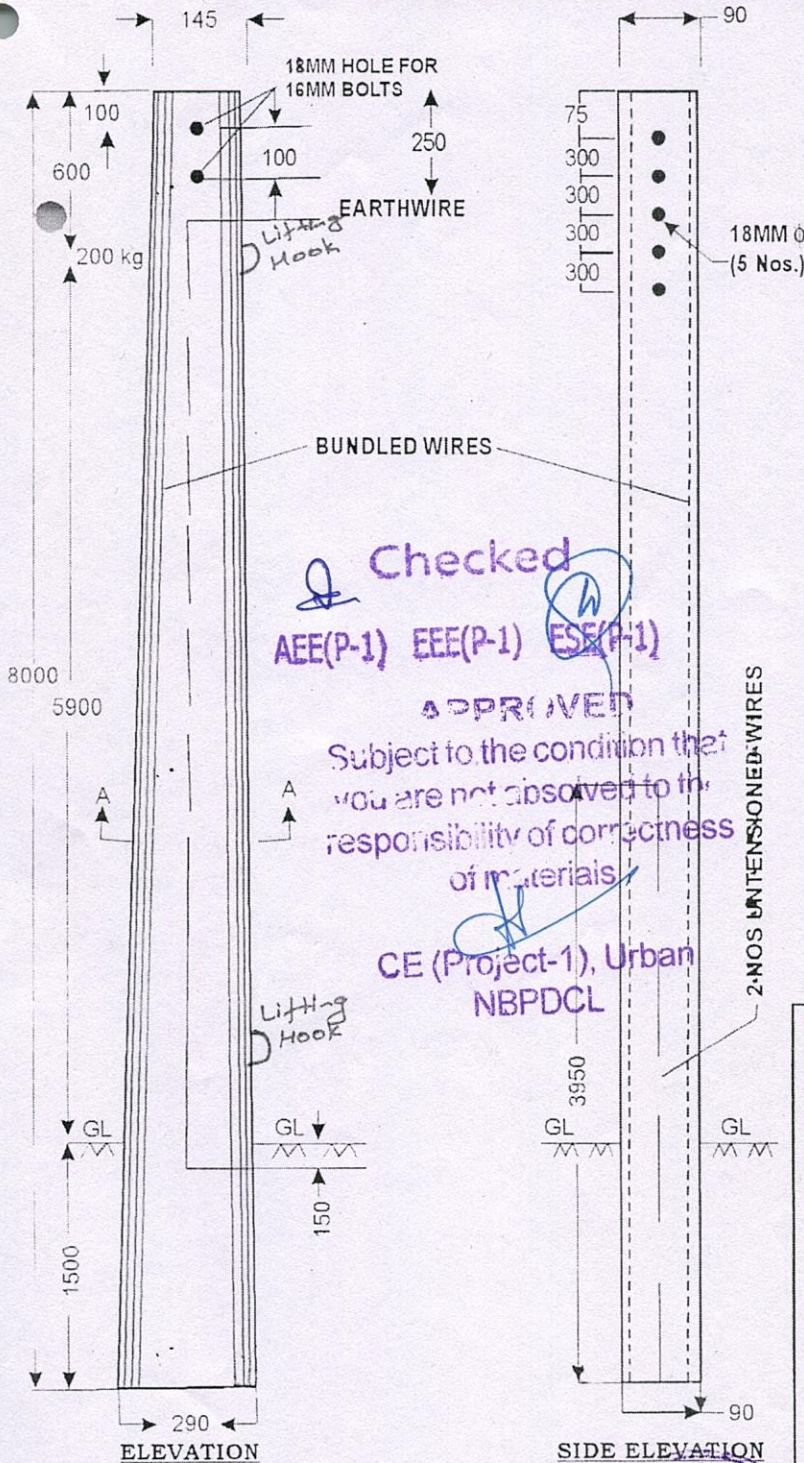
Checked

EE(P-1) EEE(P-1) ESE(P-1)

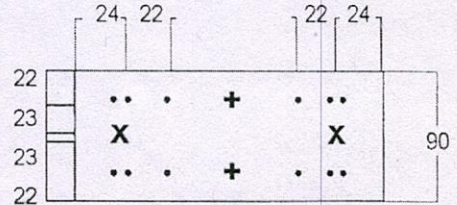
Marking on Pole (Engrave)
NBPDC (RDSS-LR),
Sl.No -
Manufacturer's Name -
Month/Year -

Note - Top 3 feet of pole to be painted with IS-5 shade 541 in all four faces.

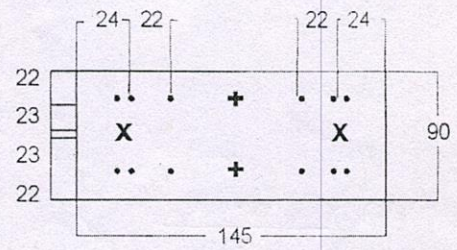
DRAWING OF 8 MTR. LONG 200 KG WL PSC POLE



PLAN AT TOP



PLAN AT A-A



PLAN AT BOTTOM

Checked
APPROVED
 Subject to the condition that you are not absolved to the responsibility of correctness of materials.
CE (Project-1), Urban NBPDCCL


DESIGN DETAILS

- | | |
|--|-------------|
| 1. Factor of Safety | : 2.5 |
| 2. Grade of concrete used | : M-42 |
| 3. Diameter of pre-stressing wire | : 4mm |
| 4. Ultimate tensile strength of pre-stressing wire (KG/cm ²) | : 17500 |
| 5. No of Tensioned wires | : 12 Nos. |
| 6. No. of Untensioned wires | : 2 Nos. |
| 7. Concrete quantity per pole | : 0.157 CUM |
| 8. Steel quantity per pole | : 10.25 kg |
| 9. Weight of Pole | : 380 kg. |
| 10. Clear Cover to wire | : 20MM |
| 11. Location of holes as per Rec. Standards | |
| 12. Section (A) Top - 145mmx90mm | |
| (B) Bottom - 290mmx90mm | |
| 13. Planting Depth | : 1.5 mtr. |
| 14. Pre-tension applied to each 4mm wire | : 1760 |
| 15. Working Load | : 200 kg. |
| 16. Ultimate Load | : 500 kg. |
| 17. Load application at point from the top | : 600 MM |

* Denotes Tensioned wire
 * Denotes Untensioned wire
 * Possible position of earthwire

NOTE

1. Marking embossed on transverse face of pole
2. Working load 200kg acting at 600mm below from top of pole
3. All dimensions are in mm
4. Drawing not to scale
5. M.S rod rings on each end as per GTP
6. 12 Nos. of 4mm dia H.T. Wire
7. 2 Nos. of 4mm dia untensioned wire of Length 3.95m each.



| | | |
|--|--|--|
| <p>VINDHYA TELELINKS LIMITED 6th FLOOR TOWER - A, PLOT NO. A-3, 4, 5, PRIUS GI OBAL, SECTOR-125, NOIDA-201301, INDIA PHE: +91 120 4950200, +91 120 4950200</p> | NIT NO. | 28 & 32/PR/NBPDCCL/2022 |
| | NOA NO. | N-XIIIP-I(U)/Tender(RDSS)/3050/2022/246 dated 06/03/2023 for Supply Motihari Circle N-XIIIP-I(U)/Tender(RDSS)/3050/2022/247 dated 06/03/2023 for Erection Motihari Circle NB/P-I/RDSS/Tender/25/2022/17 dated 06/03/2023 for Supply for Saharsa Circle NB/P-I/RDSS/Tender/25/2022/18 dated 06/03/2023 for Erection for Saharsa Circle |
| PROJECT | Development of Distribution Infrastructure of Loss Reduction works at Motihari And Saharsa Circle Under Revamped Distribution Sector Scheme i.e. RDSS scheme | |
| <p>NORTH BIHAR POWER DISTRIBUTION COMPANY LIMITED.</p> | NAME | M/S. NILKANTH INFRA PROJECT |
| | SIGN | |
| STATE | BIHAR | |
| | 8 MTR. 200KG PSC POLE | |