



NORTH BIHAR POWER DISTRIBUTION CO. LTD.

[Office of Chief Engineer, Project-I/Urban]

(Regd. Office: Vidyut Bhawan, Bailey Road, Patna)

CIN No: U40109BR2012SGC018920

Letter No: 2039

[File No:-N-XIII/RDSS/V.A/Chapra Circle-3148/2023-

Dated: 20-12-23

E-mail: cerdssnbpdc@gmail.com

From,

Shriram Singh
Chief Engineer, Project-I (Urban)

To,

M/s NCC Ltd
NCC House, Survey no. 64, Madhapur,
Hyderabad, 500081
Email: elec.tenders@nccltd.in

Sub:- Regarding approval of GTP & Drawing of 8 Mtr. 200 Kg PSC Pole & 9 Mtr. 300 Kg PSC Pole of make M/s Narayan Concrete Industries, Siwan for Loss Reduction Component works under "Revamped Reforms-Based and Results-Linked Distribution Sector Scheme."

Ref:- (i) NOA No.-244 & 245 dated 06.03.2023
(ii) Your letter no.-NCCL/RDSS/NBPDCL/PATNA/352 dated 15.12.2023

Sir,

With reference to the above, please find the copy of approved GTP & Drawing of following item for Loss Reduction Component works under "Revamped Reforms-Based and Results-Linked Distribution Sector Scheme":-

S.N.	Material Description	Vendor Name & Address
1	8 Mtr. 200 Kg PSC Pole	M/s Narayan Concrete Industries, Vill-Naduwa, P.O.-Bhagwanpur Hat, Siwan
2	9 Mtr. 300 Kg PSC Pole	

Correction where required in GTP & Drawing submitted by you has been done. However, these drawings shall be subject to correctness as per technical specifications of the tender document and the entire responsibility of correctness of the drawing as per the specifications as well as supply of material according to the technical specifications of the contract agreement shall be that of the contractor.

In case of any conflict or contradiction between GTP/Drawing & Technical Specifications, the decision of Chief Engineer, Project-I (Urban) shall be final and binding on both parties. Contractor shall have to replace the material to the entire satisfaction of the purchaser in case the material is found unsuitable for use in the project, at any stage.

Please carry out the works immediately under the conditions stated above.

Encl:- As above

Yours faithfully,

(Shriram Singh)

Chief Engineer, Project-I (Urban)

Memo No.- 2039

Dated- 20-12-23

Copy forwarded M/s Vindhya Telelinks Limited, Club 125, 6th floor, Tower A, Plot No- 3, 4 & 5, Sector 125, Noida, UP-201301 / M/s Polycab India Ltd., Polycab House, 771, Pandit Satwalekar Marg, Mumbai / M/s Ashoka Buildcon Ltd, S.No.-861, Ashoka House, Ashoka Marg, Vadala, Nashik-422011 / for information and necessary action.

Encl:-As above

(Shriram Singh)

Chief Engineer, Project-I (Urban)

Memo No.- 2039

Date- 20-12-23

Copy forwarded to Chief Engineer, Project-II, NBPDCL for information and necessary action.

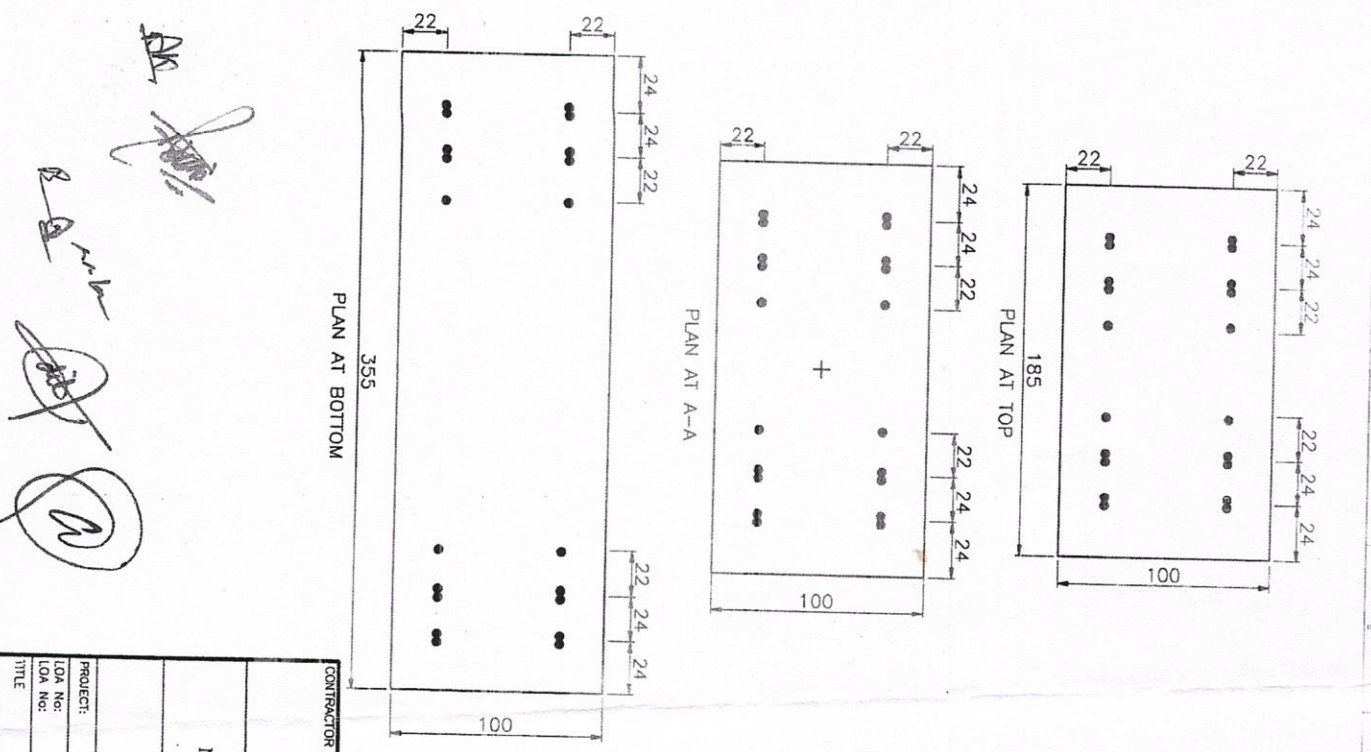
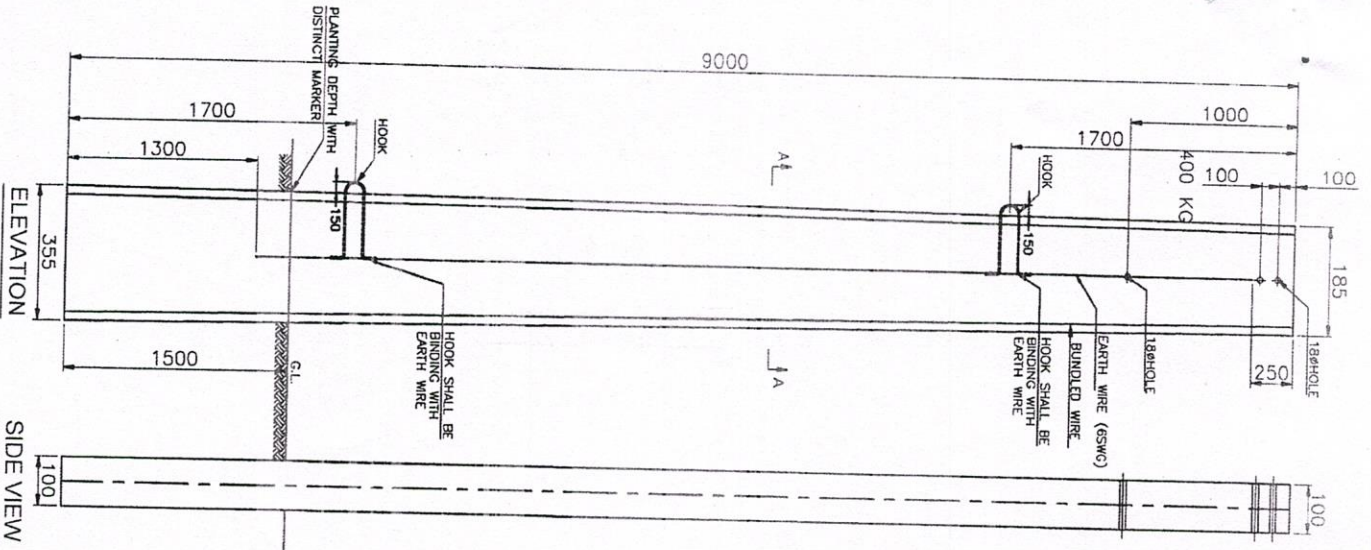
Encl:-As above

(Shriram Singh)

Chief Engineer, Project-I (Urban)

Guaranteed Technical Particulars of 9 Mtr 300KG PSC Pole

Sl. No.	Description	Unit	Particulars
1	Type of Pole		Pre Stress Concrete
2	Factor of Safety		2.5
3	Overall Length of Pole(Meter)	MTR	9
4	Working Load	Kg	300
5	Point of Application of Load		600 mm below from top
6	Depth of Plantation	Mm	1500
7	Overall Dimensions		
i)	Bottom Depth	mm	355
ii)	top Depth	mm	185
	Breadth	mm	100
8	Reinforcement Details		
i)	Diameter of Pre Stressing Wire	mm	4
ii)	No. of Tensioned Wires	Nos.	20
iii)	No. of Untensioned Wire	Nos.	0
iv)	Length of each pre stressing wire	Mtr.	9
v)	Ultimate Tensile Strength	Kg/cm ²	17500
vi)	Steel Quantity	Kg/pole	22
9	Concrete Detail		
i)	Cement Type		Ordinary Portland Cement -43 Grade
ii)	Concrete mix strength	Kg/cm ²	210 kg/cm ² at time of transfer of prestress(min)
		Kg/cm ²	420kg/cm ² at age of 28days(min)
iii)	Concrete Quantity	Cubic meter/pole	0.243m ³
iv)	Concrete covering to Wires	Mm	20
10	GI earthing wire	SWG	6
11	Length of GI Earth Wire	Mtr	7.8
12	Weight of PSC Pole	Kg	607
13	18 MM holes At a Distance of from top	Mm	100, 200, 1000
14	Engraving Marking		Developed under RDSS, NBPDC, Makers Sr No., Manufacturer's Name Month/Year of Manufacture, RDSS-LR
15	Pole Painting for Identification		Three Feet from top shall be painted with Maroon Colour as per IS-5/2007/541
16	Standard confirming to		
	Pole		IS: 1678/2000
	Cement		IS:8041
	Aggregates		IS: 383/1970
	Pre stressing wire		IS:6003/1983
	Concrete Mix		IS:456/2000
	Tolerance Dimensions		a) +- 15mm on overall length of pole +- 5mm on sectional dimension 0.5% on the uprightness of pole



Handwritten signatures and initials: *AK*, *B. Kumar*, *AK*, *AK*.

S. NO.	DESCRIPTION	QUANTITY
1	NO. OF TENSIONED WIRES (4mm)	20 Nos.
3	CONCRETE GRADE	M-40
4	OVERBALL LENGTH SUPPORT	9.0MTR
5	PLANTING DEPTH	1300MM
6	DIA OF PRESTRESSING WIRE	4MM
7	CLEAR COVER	22MM
8	FACTOR OF SAFETY	2.5
9	WORKING LOAD	300 Kgs
10	ULTIMATE TENSILE STRENGTH OF PRESTRESSING WIRE	17500KG/CM ²
11	G.I. Earth wire 6 SWG	1No.

LEGEND:
 ● DENOTES TENSIONED WIRES
 + DENOTES POSSIBLE POSITION OF EARTH WIRE

NOTES:
 1) ALL DIMENSIONS ARE IN MM UNLESS OTHERWISE MENTIONED.
 2) POLE WITH ANY TWO EDGES ROUNDED SHALL ALSO BE ACCEPTABLE.
 3) TOLERANCE FOR UPRIGHTNESS SHALL BE 0.5%.

REV. NO.	DATE	FOR APPROVAL	DESCRIPTION	DRAWN	CHKD.	CLEARED BY	APPD.	DATE	REMARKS
R0	30.09.22								

CONTRACTOR
 NORTH BIHAR POWER DISTRIBUTION COMPANY LIMITED

PROJECT:
 GA OF 9.0 MTR/300KG. PSC POLE (100MM WIDTH POLE)

LOA No.:
 PSC-300KG-GEN-002

DATE:
 30.09.22

SCALE:
 NTS AS

DRG. NO.:
 PSC-300KG-GEN-002

REV. NO.:
 0

SHT. NO.:
 1 OF 1

Model Guaranteed Technical Particulars of 8 Mtr 200KG PSC Pole

Sl. No.	Description	Unit	Particulars
1	Type of Pole		Pre Stress Concrete
2	Factor of Safety		2.5
3	Overall Length of Pole(Meter)	MTR	8
4	Working Load	Kg	200
5	Point of Application of Load		600 mm below from top
6	Depth of Plantation	Mm	1500
7	Overall Dimensions		
i)	Bottom Depth	mm	290
ii)	top Depth	mm	145
	Breadth	mm	90
8	Reinforcement Details		
i)	Diameter of Pre Stressing Wire	mm	4
ii)	No. of Tensioned Wires	Nos.	12
iii)	No. of Untensioned Wire	Nos.	2
iv)	Length of each Untensioned wire	Mtr.	3.95
v)	Ultimate Tensile Strength	Kg/cm ²	17500
vi)	Steel Quantity	Kg/pole	10.25
9	Concrete Detail (M-42 Grade)		
i)	Cement Type		Ordinary Portland Cement
ii)	Concrete mix strength	Kg/cm ²	210 kg/cm ² at time of transfer of prestress(min)
		Kg/cm ²	420kg/cm ² at age of 28days(min)
iii)	Concrete Quantity	Cubic meter/pole	0.157m ³
iv)	Concrete covering to Wires	Mm	20
10	GI earthing wire	SWG	8
11	Length of GI Earth Wire	Mtr	7.25
12	Weight of PSC Pole	Kg	384
13	18 MM holes At a Distance of from top	Mm	100, 200 in Elevation view
14	Engraving Marking		Developed under RDSS, NBPDC, Makers Sr No., Manufacturer's Name Month/Year of Manufacture, RDSS-LR
15	Pole Painting for Identification		Three Feet from top shall be painted with Maroon Colour as per IS-5/2007/541
16	Standard confirming to		
	Pole		IS: 1678/2000
	Cement		IS:8041
	Aggregates		IS: 383/1970
	Pre stressing wire		IS:6003/1983
	Concrete Mix		IS:456/2000
	Tolerance Dimensions		a) +- 15mm on overall length of pole +- 5mm on sectional dimension 0.5% on the uprightness of pole



Handwritten signature
AEE

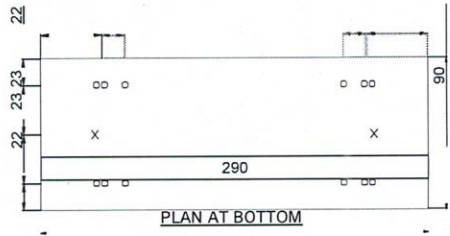
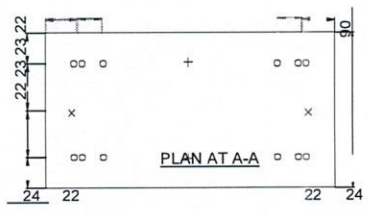
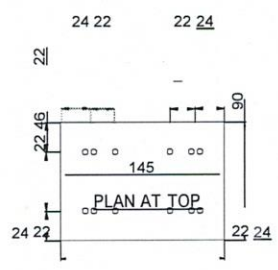
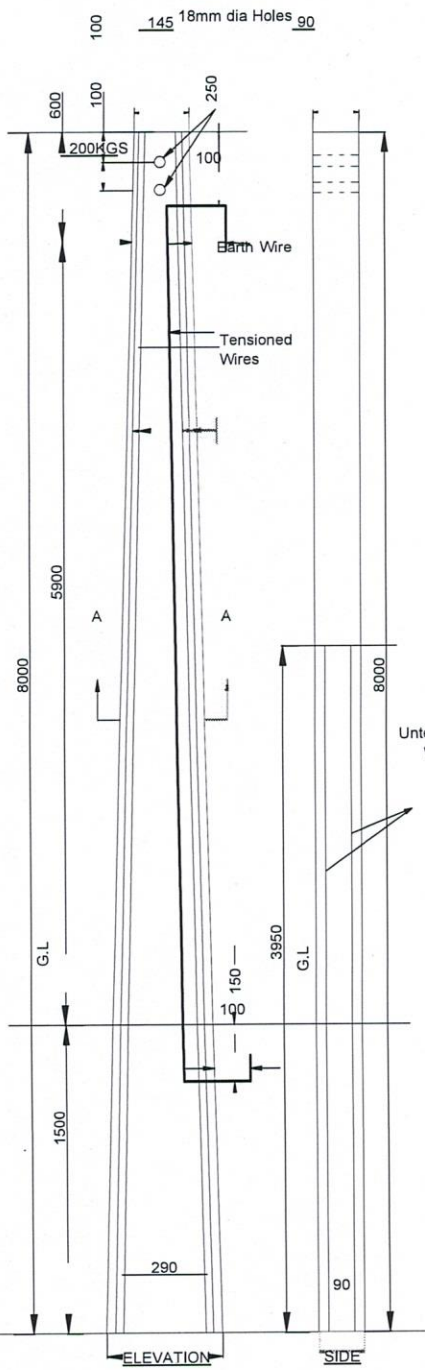
Handwritten signature
EEE

Handwritten signature
ESE

Handwritten signature
Chief Engineer (P-I), Urban

REINFORCEMENT DETAILS OF 8.0 Meter/200KG PSC Pole

PRESTRESSED CEMENT CONCRETE POLES (FACTOR OF SAFETY = 2.5)



Note:- Top 3 feet of pole to be painted with IS 5-shade 541 in all four faces.

Location of holes as per REC Standards

- O Denotes Tensioned Wire
- x Denotes Untensioned Wire
- + Possible Position of Earth Wire

TECHNICAL GUARANTEE PARTICULARS 8.0m/200kg WORKING LOAD

SECTION:

A) TOP	: 145 X 90 mm
B) BOTTOM	: 290 X 90 mm
QUANTITY OF CONCRETE	: 0.157 m ³
CONCRETE GRADE	: M-42
OVERALL LENGTH SUPPORT	: 8.0 m
PLANTING DEPTH	: 1.5 m
DIAMETER OF PRESTRESSING WIRE	: 4 mm
NUMBER TENSIONED WIRES	: 12 no's
NUMBER UNTENSIONED WIRES	: 2 no's
MINIMUM CUBE STRENGTH OF CONCRETE AT 28 DAYS	: 420 kg/cm ²
CLEAR COVER	: 20 mm
FACTORY OF SAFETY	: 2.5
WORKING LOAD	: 200 kg
ULTIMATE LOAD	: 500 kg
WEIGHT OF POLE (THEORETICAL)	: 384 kg
LOAD APPLICATION AT A POINT FROM THE TOP	: 600 mm
ULTIMATE TENSION STRENGTH FOR 4MM WIRE	: 17500 kg/cm ²
G.I. EARTH WIRE 8SWG	: 1 no

ALL DIMENSIONS ARE IN mm

NOT TO SCALE



NORTH BIHAR POWER DISTRIBUTION COMPANY LIMITED
PROJECT Reformed Based and Result Linked Distribution Sector Scheme
TITLE GA. OF 8.0 MTR/200 Kg PSC POLE.

PMA AEE EEE ESE Chief Engineer (P-I), Urban