



NORTH BIHAR POWER DISTRIBUTION CO. LTD.

[Office of Chief Engineer, Project-I/Urban]
(Regd. Office: Vidyut Bhawan, Bailey Road, Patna)

CIN No: U40109BR2012SGC018920

Letter No: 1082
[File No:-N-XIII/RDSS/V.A/Chapra Circle-3044/2023-]

Dated: 30-08-2023

E-mail: cerdssnbpdc@gmail.com

From, **Shriram Singh**
Chief Engineer, Project-I (Urban)

To, **M/s NCC Ltd**
NCC House, Survey no. 64, Madhapur,
Hyderabad, 500081
Email: elec.tenders@nccltd.in

Sub:- Regarding approval of GTP & Drawing of 9 Mtr. 300 Kg PSC Pole of make M/s Bijay Concrete Works, Ekma, Saran, Bihar for Loss Reduction Component works under "Revamped Reforms-Based and Results-Linked Distribution Sector Scheme."

Ref:- (i) NOA No.-244 & 245 dated 06.03.2023
(ii) Your letter no.-NCCL/RDSS/NBPDCL/PATNA/181 dated 29.08.2023

Sir,
With reference to the above, please find the copy of approved GTP & Drawing of following item for Loss Reduction Component works under "Revamped Reforms-Based and Results-Linked Distribution Sector Scheme":-

S.N.	Material Description	Vendor Name & Address
1	9 Mtr. 300 Kg PSC Pole	M/s Bijay Concrete Works, Ekma, Saran, Bihar

Correction where required in GTP & Drawing submitted by you has been done. However, these drawings shall be subject to correctness as per technical specifications of the tender document and the entire responsibility of correctness of the drawing as per the specifications as well as supply of material according to the technical specifications of the contract agreement shall be that of the contractor.

In case of any conflict or contradiction between GTP/Drawing & Technical Specifications, the decision of Chief Engineer, Project-I (Urban) shall be final and binding on both parties. Contractor shall have to replace the material to the entire satisfaction of the purchaser in case the material is found unsuitable for use in the project, at any stage.

Please carry out the works immediately under the conditions stated above.

Encl:- As above

Yours faithfully

(Shriram Singh)

Chief Engineer, Project-I (Urban)

Memo No.- 1082

Dated- 30-08-2023

Copy forwarded M/s Vindhya Telelinks Limited, Club 125, 6th floor, Tower A, Plot No- 3, 4 & 5, Sector 125, Noida, UP-201301 / M/s Polycab India Ltd., Polycab House, 771, Pandit Satwalekar Marg, Mumbai / M/s Ashoka Buildcon Ltd, S.No.-861, Ashoka House, Ashoka Marg, Vadala, Nashik-422011 / for information and necessary action.

Encl:-As above

(Shriram Singh)

Chief Engineer, Project-I (Urban)

Memo No.- 1082

Date- 30-08-2023

Copy forwarded to Chief Engineer, Project-II, NBPDCL for information and necessary action.

Encl:-As above

(Shriram Singh)

Chief Engineer, Project-I (Urban)

Guaranteed Technical Particulars of 9 Mtr 300KG PSC Pole

Sl.No.	Description	Unit	Particulars
1	Type of Pole		Pre Stress Concrete
2	Factor of Safety		2.5
3	Overall Length of Pole (Meter)	MTR	9
4	Working Load	Kg	300
5	Point of Application of Load		600 mm below from top
6	Depth of Plantation	Mm	1500
7	Overall Dimensions		
i)	Bottom Depth	mm	355
ii)	top Depth	mm	185
	Breadth	mm	100
8	Reinforcement Details		
i)	Diameter of Pre Stressing Wire	mm	4
ii)	No. of Tensioned Wires	Nos.	20
iii)	No. of Untensioned Wire	Nos.	0
iv)	Length of each pre stressing wire	Mtr.	9
v)	Ultimate Tensile Strength	Kg/cm2	17500
vi)	Steel Quantity	Kg/pole	22
9	Concrete Detail		
i)	Cement Type		Ordinary Portland Cement-43 Grade
ii)	Concrete mix strength	kg/cm2	210 kg/cm2 at time of transfer of
		kg/cm2	420 kg/cm2 at age of 28 days (min)
iii)	Concrete Quantity	Cubic meter/pole	0.243m3
iv)	Concrete covering to Wires	Mm	20
10	GI earthing wire	SWG	6
11	Length of GI Earth Wire	Mtr	7.8
12	Weight of PSC Pole	Kg	607
13	18 MM holes At a Distance of from top	Mm	100,200,1000
14	Engraving Marking	Developed under RDSS, NBPDC, Makers Sr No., Manufacturer's Name Month/year, RDSS-LR.	
15	Standard confirming to		
	Pole		IS: 1678/2000
	Cement		IS: 8041
	Aggregates		IS: 383/1970
	Pre stressing wire		IS: 6003/1983
	Concrete Mix		IS: 456/2000
	Tolerance Dimensions		a) +- 15mm on overall length of pole , +- 5mm on sectional dimension , 0.5% on the uprightness of pole

NORTH BIHAR POWER DISTRIBUTION COMPANY LIMITED
 PROJECT Reformed Based and Result Linked Distribution Sector Scheme
 Contractor M/s NCC LIMITED
 LOA No. for Supply-244/N-XIII/P-I(U)/Tender (RDSS)-3050/2022 Dt:- 06.03.2023
 LOA No. for Erection-244/N-XIII/P-I(U)/Tender (RDSS)-3050/2022 Dt:- 06.03.2023
 TITLE GTP OF 9 MTR/300 KG PSC POLE
 Manufacturer- BIJAY CONCRETE WORKS,EKMA,SARAN

Three feet from top shall be painted with Maroon colour as per IS-5/2007/541

APPROVED
 Subject to the condition that you are not absolved to the responsibility of correctness of materials



Checked
 34
 AEE(P-1) EEE(P-1) ESE(P-1)

CE (Project-1), Urban NBPDC

S. NO.	DESCRIPTION	QUANTITY
1	NO OF TENSIONED WIRES (4mm)	20 Nos.
3	CONCRETE GRADE	M-42
4	OVERALL LENGTH SUPPORT	9.0MTR
5	PLANTING DEPTH	1500MM
6	DIA OF PRESTRESSING WIRE	4MM
7	CLEAR COVER	22MM
8	FACTOR OF SAFETY	2.5
9	WORKING LOAD	300 Kgs
10	ULTIMATE TENSILE STRENGTH OF PRESTRESSING WIRE	17500KG/CA
11	G.I. Earth wire 6 SWG	1No.

Concrete Grade → M-42

LEGEND:

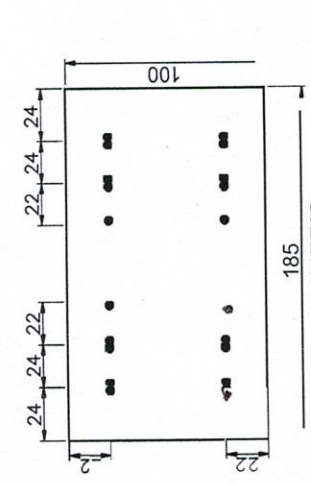
@ DENOTES TENSIONED WIRES
 -I- DENOTES POSSIBLE POSITION OF EARTH WIRE

Top 3 feet of Pole to be painted with ISS- Shade 541 in all four faces

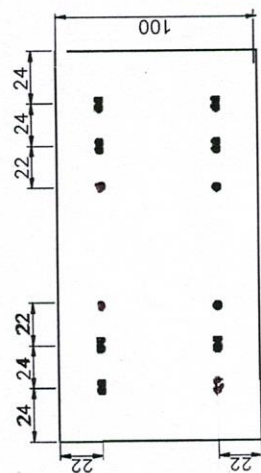
NOTES:

- 1) ALL DIMENSIONS ARE IN MM UNLESS OTHERWISE MENTIONED.
- 2) POLE WITH ANY TWO EDGES ROUNDED SHALL ALSO BE ACCEPTABLE
- 3) TOLERANCE FOR UPRIGHTNESS SHALL BE 0.5R.


Method of Pre-Stressing-By
 tensiling of HT wires through
 Hydrolic Tensiling.
 HT wire Hook No → 2
 Minimum ultimate transverse
 load Kγ → 750.



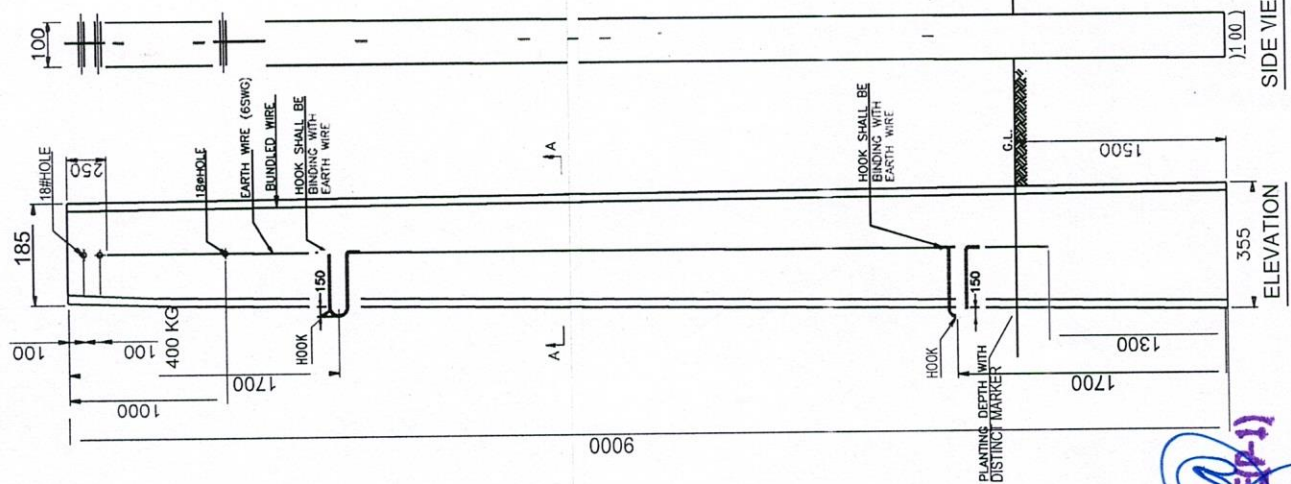
PLAN AT TOP



PLAN AT A-A



PLAN AT BOTTOM




SIDE VIEW

ELEVATION

NORTH BIHAR POWER DISTRIBUTION COMPANY LIMITED
 PROJECT Reformed Based and Result Linked Distribution Sector
 Scheme
 Contractor :- M/S NCC LIMITED.
 LOA No. for Supply - 244/N-XIII/P-(U)/TENDER (RDSS)- 3050/2022
 Dt. 06.03.2023
 LOA No. for Erection - 244/N-XIII/P-(U)/TENDER (RDSS)- 3050/2022
 Dt 06.03.2023
 TITLE GA. OF 9.0 MTR/300 Kg PSC POLE.
 Manufacturer - BIJAY CONCRETE WORKS, EKMA, SARAN.

APPROVED
 Subject to the condition that
 you are not absolved to the
 responsibility of correctness
 of materials

CE (Project-1), Urban
 NBPDC



Checked
 AEE(P-1) EEE(P-1) ESE(P-1)

REVISIONS: 00

REVISION NO.	DATE	DESCRIPTION	APPROVED BY	DATE	REMARKS

REVISIONS: 00

REVISIONS: 00