



NORTH BIHAR POWER DISTRIBUTION CO. LTD.

[Office of Chief Engineer, Project-I/Urban]
(Regd. Office: Vidyut Bhawan, Bailey Road, Patna)
CIN No: U40109BR2012SGC018920

Letter No: 1419

[File No:-N-XIII/RDSS/V.A./Motihari Circle-3135/2023-

Dated: 11-10-2023

E-mail: cerdssnbpdc@gmail.com

From,

Shriram Singh
Chief Engineer, Project-I (Urban)

To,

M/s Vindhya Telelinks Limited
Club 125, 6th floor, Tower A, Plot No- 3, 4 & 5,
Sector 125, Noida, UP-201301
Email: ashish@vtlrewa.com/ s.shah@vtlrewa.com/ epc@vtlrewa.com

Sub:- Regarding approval of GTP & Drawing of 8 Mtr. 200 Kg PSC Pole & 9 Mtr. 300 Kg PSC Pole of make M/s Vinayak Ferrocon Industries, Saraikela, Jharkhand for Loss Reduction Component works under "Revamped Reforms-Based and Results-Linked Distribution Sector Scheme."

**Ref:- (i) NOA No.-246 & 247 dated 06.03.2023
(ii) Your letter no.- VTL/NBPDCL/RDSS/Approval/Motihari/66 dated 09.10.2023**

Sir,

With reference to the above, please find the copy of approved GTP & Drawing of following item for Loss Reduction Component works under "Revamped Reforms-Based and Results-Linked Distribution Sector Scheme":-

S.N.	Material Description	Vendor Name
1	8 Mtr. 200 Kg PSC Pole	M/s Vinayak Ferrocon Industries, Vill-Singati, P.O. + P.S.- Chowka, Chandil, Dist.-Sarakela-Kharsawan, Jharkhand-832401
2	9 Mtr. 300 Kg PSC Pole	

Correction where required in GTP & Drawing submitted by you has been done. However, these GTP & Drawing shall be subject to correctness as per technical specifications of the tender document and the entire responsibility of correctness of the GTP & Drawing as per the specifications as well as supply of material according to the technical specifications of the contract agreement shall be that of the contractor.

In case of any conflict or contradiction between GTP & Drawing the decision of Chief Engineer, Project-I (Urban) shall be final and binding on both parties. Contractor shall have to replace the material to the entire satisfaction of the purchaser in case the material is found unsuitable for use in the project, at any stage.

Please carry out the works immediately under the conditions stated above.

Encl:- As above

Yours faithfully

(Shriram Singh)

Chief Engineer, Project-I (Urban)

Memo No.- 1419

Dated- 11-10-2023

Copy forwarded M/s Ashoka Buildcon Ltd., Nashik/ M/s Polycab India Ltd., Mumbai /M/s NCC Ltd., Hyderabad- 500081 for information and necessary action.

Encl:-As above

(Shriram Singh)

Chief Engineer, Project-I (Urban)

Memo No.- 1419

Date- 11-10-2023

Copy forwarded to Chief Engineer, Project-II, NBPDCL for information and necessary action.

Encl:-As above


(Shriram Singh)

Chief Engineer, Project-I (Urban)

109

GUARANTEED TECHNICAL PARTICULARS OF 8 MTRS LONG 200 Kgs. W/L PSC POLES

1. Name of Manufacturer : Vinayak Ferrocon Industries
2. Manufacturing Unit : Vill- Singati, Chowka, Chandil, Jharkhand.
3. Over All Length of Pole : 8 Mtrs.
4. Depth of Plantation : 1.5 Mtrs. (to be marked)
5. Minimum Ultimate Transverse Load : 500 Kgs
6. Weight of Pole in Kgs : 380 Kgs. Approx
7. Factor of Safety : 2.5
8. Working Load Applied at 600 MM From Top : 200 Kgs
9. Volume of Pole in Cube Meters : 0.157 Cubic Meter
10. Dimensions of the Poles :
 - A. Top Dimension : 90 MM X 145 MM
 - B. Bottom Dimension : 90 MM X 290 MM
11. Actual Consumption/ Quality of materials used in Manufacture of each P.S.C Pole : Conforming to IS: 269/1976
 - A. Cement (OPC IS: 269-1976) : 80 Kgs. Appx.
 - B. Sand : 3.75 CFT
 - C. Stone Chips (IS: 383) : 5.35 CFT
 - D. H.T. Steel Wire.
 1. Dia of Wire : 4mm/12 Nos Full & 4mm/2 Nos. Half
 2. No. of Wire : 12 nos. Tensioned wires/2 no. Untensioned half wires
 3. Weight of Wire : 11.00 Kgs Approx
 4. Standard : IS: 6003/1983
 - E. Other M.S. Reinforcements
 - a. H.T. Wire Rings : 4 mm H.T. Wire of 12 Nos.
 - b. Weight of Steel : 0.5 Kgs.
 - c. 4 mm Rod Hooks : 2 Nos.
12. Earthing Arrangement in each PSC Poles:
 - a. Length of G.I. Wire & SWG : 7.5 Mtrs 8 SWG
 - b. Weight of G.I. Wire : 0.7 kgs.
13. Method of Pre- Stressing : By Tensioning of H.T. Wires through Hydraulic Tensioning Machine.
14. Concrete mix & cube strength
 - a. After 72 Hours : 210 Kgs/cum²
 - b. After 28 Days : 420 Kgs/cum²
15. Pole Marking (Engarve) :
 1. NBPDC (RDSS-LR)
 2. Sl. No.
 3. Name of Manufacturer.
 4. Month & Year of Manufacture.
 5. Top 3 feet of pole to be painted with IS-5/2007/541 in all four faces.



Checked

AEE (1) EEE (1) EEE (1)

APPROVED

you are not absolved of responsibility of correctness of materials

CE (Project) Urban

- NOTES :-
1. ALL DIMENSIONS ARE IN MM
 2. DRAWING NOT TO SCALE
 3. FACTOR OF SAFETY - 2.5
 4. CONCRETE GRADE - M-40
 5. DIAMETER OF PRESTRESSING WIRE - 4 MM
 6. ULTIMATE TENSILE STRENGTH OF PRESTRESSING WIRE - 17500 KG/CM²
 7. NUMBER OF TENSIONED WIRES - 12
 8. NUMBER OF UNTENSIONED WIRES - 2
 9. CONCRETE QUANTITY PER POLE - 0.157 M³
 10. STEEL QUANTITY PER POLE - 12.00 KG APPROX
 11. WEIGHT OF POLE - 380 KG
 12. CLEAR COVER TO WIRE - 20 MM

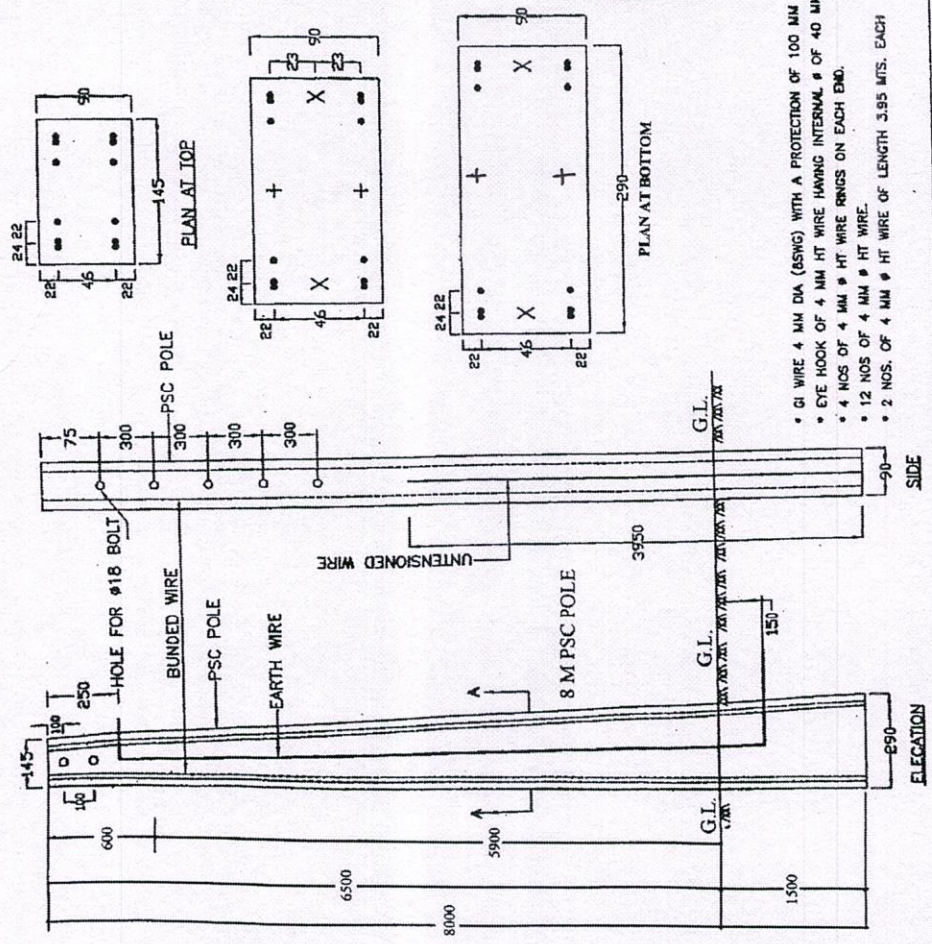
LOCATION OF HOLES AS PER REC STANDARDS

• - DENOTES TENTIONED WIRE
 X - DENOTES UNTENTIONED WIRE
 + - POSSIBLE ARMORATION FOR REINFORCEMENT

Subject to the condition that you are not absolved to the responsibility of correctness of materials

CE (Project-1), Urban

TITLE	PRESTRESSED CONCRETE PSC POLE 300 KG W.L.
OWNER	NORTH VIHAR POWER DISTRIBUTION COMPANY LIMITED
CONTRACTOR	
LOA NO.	
PROJECT	
DESIGNED BY	
CHECKED BY	
MANUFACTURED BY	M/S VINAYAK FERROCON INDUSTRIES
NOTES	ALL DIMENSIONS ARE IN MM, UNLESS OTHERWISE SPECIFIED



- GI WIRE 4 MM DIA (BSNG) WITH A PROTECTION OF 100 MM
- EYE HOOK OF 4 MM HT WIRE HAVING INTERNAL Ø OF 40 MM
- 4 NOS OF 4 MM Ø HT WIRE RINGS ON EACH END.
- 12 NOS OF 4 MM Ø HT WIRE
- 2 NOS. OF 4 MM Ø HT WIRE OF LENGTH 3.95 MTS. EACH

Checked
 AEE(P-1) EEE(P-1) ESE(P-1)



GURANTEED TECHNICAL PARTICULARS OF 9 MTR 300 KG PSC POLES

Sl. No.	Description	Unit	Particulars
1	Type of Pole		Pre Stress Concrete
2	Factor of Safety		2.5
3	Overall Length of Pole (Meter)	MTR	9
4	Working Load	KG	300
5	Point of Application of Load		600 mm below from top
6	Depth of Plantation	mm	1500
7	Overall Dimensions		
i)	Bottom Depth	mm	355
ii)	Top Depth	mm	185
iii)	Breadth	mm	100
8	Reinforcement Details		
i)	Diameter of Pre Stressing Wire	mm	4
ii)	No. of Tensioned Wires	Nos.	20
iii)	No. of Untensioned Wire	Nos.	0
iv)	Length of each pre stressing wire	Mtr.	9
v)	Ultimate Tensile Strength	Kg/cm ²	17500
vi)	Steel Quantity	Kg/pole	22
9	Concrete Detail		
i)	Cement Type		Ordinary Portland Cement- 43 Grade
ii)	Concrete Mix Strength	Kg/Cm ²	210 kg/cm ² at time of transfer of prestress (min)
		Kg/Cm ²	420 kg/cm ² at age of 28 days (min)
iii)	Concrete Quantity	Cubic meter/pole	0.243m ³
iv)	Concrete Covering to Wires	mm	20
10	GI Earthing Wire	SWG	6
11	Length of GI Earth Wire	Mtr	7.8
12	Weight of PSC Pole	Kg	607
13	18 MM holes At a Distance from top	mm	100, 200, 1000
14	Engraving Marking		Developer under RDSS, NBPDC, Makers Sr. No., Manufacturer's Name Month/Year of Manufacture, RDSS- LR
15	Pole Painting for Identification		Three Feets from top shall be painted with Maroon Colour as per IS- 5/2007/541
16	Standard confirming to		
	Pole		IS: 1678/2000
	Cement		IS: 8041
	Aggregates		IS: 383/1970
	Pre stressing wire		IS:6003/1983
	Concrete Mix		IS: 456/2000
	Tolerance Dimensions		a) +- 15mm on overall length of pole b) +- 5 mm on sectional dimation
			0.5% on the uprightnes of pole



Checked

AEE(P-1) EEE(P-1) ESE(P-1)

APPROVED

Subject to the condition that you are not absolved to the responsibility of correctness of materials

CE (Project-1), Urban
NBPDC

S. NO	DESCRIPTION	QUANTITY
1	NO. OF TENSIONED WIRES (4mm)	8
2	CONCRETE GRADE	M-40
3	OVERALL LENGTH SUPPLY	9.0 MTR
4	PLANTING DEPTH	1500 MM
5	DIA. OF PRESTRESSING WIRE	4 MM
6	CLEAR COVER	22 MM
7	FACTOR OF SAFETY	2.5 MM
8	WORKING LOAD	300 KG
9	ULTIMATE TENSILE STRENGTH OF PRESTRESSING WIRE	1700 KG/CM ²
10	G.I. Earth w/c 6 SWG	1 NO.

LEGEND:
 ● DENOTES TENSIONED WIRES
 + DENOTES POSSIBLE POSITION OF EARTH WIRE

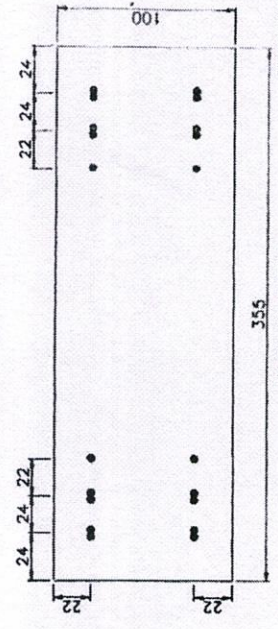
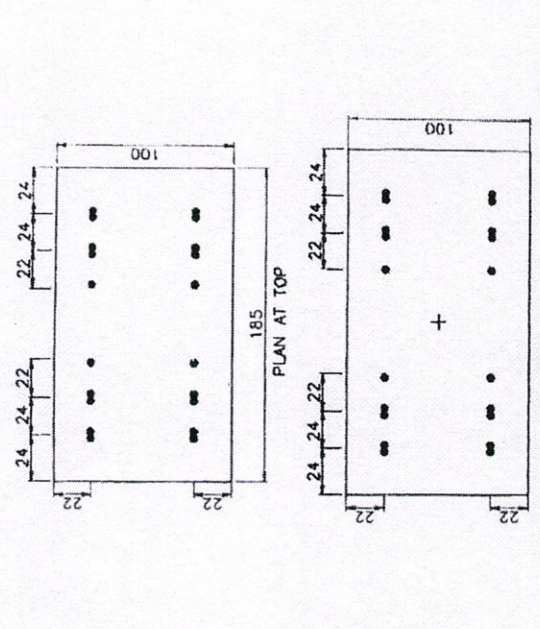
NOTES:
 1) ALL DIMENSIONS ARE IN MM UNLESS OTHERWISE MENTIONED.
 2) POLE WITH ANY TWO EDGES ROUNDED SHALL ALSO BE ACCEPTABLE.
 3) TOLERANCE FOR UPRIGHTNESS SHALL BE 0.5%.

APPROVED
 Subject to the condition that you are not absolved to fr. responsibility of correctness of materials

CE (Project-1), Urban
 NBPDCL

NORTH BIHAR POWER DISTRIBUTION COMPANY LIMITED

PROJECT	GA OF 9.0 MTR/300KG. PSC POLE (100MM WIDTH POLE)	REV. NO.	C
LEA. NO.		DWG. NO.	PSC-300KG-GEN-002
DATE	30.09.22	SCALE	1:10
		DATE	30.09.22
		DATE	30.09.22



NO.	REV.	DATE	DESCRIPTION	APPROVED BY	DATE	REMARKS

Checked
 AEE(P-1) EZE(P-1)
 (P-1)

